

Short-wave vortex instability in stratified flow

L. Bovard^{1,2,3}, M.L. Waite¹

Abstract

In this paper we investigate a new instability of the Lamb-Chaplygin dipole in a stratified fluid. Through numerical linear stability analysis, a secondary peak in the growth rate emerges at vertical scales about an order of magnitude smaller than the buoyancy scale $L_b = U/N$ where U is the characteristic velocity and N is the Brunt-Väisälä frequency. This new instability exhibits a growth rate that is similar to, and even exceeds, that of the zigzag instability, which has the characteristic length of the buoyancy scale. This instability is investigated for a wide range of Reynolds numbers, $Re = 2000 - 20000$, and horizontal Froude numbers, $F_h = 0.05 - 0.2$, where $F_h = U/NR$, $Re = UR/\nu$, R is the radius of the dipole, and ν is the kinematic viscosity. A range of vertical scales is explored from above the buoyancy scale to the viscous damping scale. Additionally, evidence is presented that the length scale and growth rate of this new instability are partially determined by the buoyancy Reynolds number, $Re_b = F_h^2 Re$.

Keywords: Stratified Flow, Vortex Instability, Stability Theory, Stratified Turbulence

1. Introduction

Vortices play a fundamental role in the transition to turbulence by providing the mechanism for the energy cascade from large to small scales. In the atmosphere and ocean, vortices are strongly influenced by density

¹Department of Applied Mathematics, University of Waterloo, 200 University Avenue West, Waterloo, Ontario N2L 3G1, Canada

²Present Address: Institute for Theoretical Physics, Frankfurt

³Corresponding author: lbovard@uwaterloo.ca, Phone: 519.888.4567 ext. 35596

The final publication is available at Elsevier via <http://dx.doi.org/10.1016/j.euromechflu.2015.08.005>.

© 2015. This manuscript version is made available under the CC-BY-NC-ND 4.0 license <http://creativecommons.org/licenses/by-nc-nd/4.0/>

stratification and the rotation of the earth. However, stratification dominates at intermediate length scales – the atmospheric mesoscale and the oceanic submesoscale – which are small enough for the Coriolis effects to be weak, but large enough for the stable density stratification to be strong (e.g. [1, 2, 3]). There has recently been much work, using full direct numerical simulations of the Boussinesq equations with various initial configurations, to uncover the emergence and evolution of stratified turbulence from vortices [4, 5, 6, 7]. Turbulence in this regime is governed by the Reynolds number $Re = UR/\nu$ as well as the horizontal Froude number $F_h = U/NR$, where U is the characteristic velocity, R is the characteristic horizontal length, N is the Brunt-Väisälä frequency, and ν is the kinematic viscosity. Because of this extra dependence on the Froude number, the underlying dynamics are not as well understood and a full picture of stratified turbulence is not complete [8, 1, 2, 9, 3].

In large-scale atmosphere and ocean simulations, it is difficult or impossible to resolve all possible processes. As a result, obtaining a proper parameterisation of small-scale phenomena is critical to correctly modelling the evolution. A useful approach to investigating these small-scale dynamics is to consider the transition problem in an idealised flow, which can elucidate the key features that govern the more comprehensive turbulence problem. One model that may be used to study the transition to stratified turbulence is that of a columnar counter-rotating vortex dipole. There is a large body of literature on the instability of vortex dipoles in unstratified fluids, including the Crow instability at large length scales (e.g. [10, 11, 12]) and the elliptic instability at smaller scales (e.g. [11, 13, 14, 15]). In stratified fluids, laboratory and numerical experiments of the stability of such dipoles have uncovered a unique instability, the zigzag instability, so named due to the zigzag-like structure exhibited by the flow [16, 17]. The zigzag instability has a dominant vertical wavelength of around U/N , which is known as the buoyancy scale [18]. This instability has also been found in other flow configurations including co-rotating vortices [19] and vortex arrays [20]. The breakdown of this dipole into turbulence due to the growth and saturation of the zigzag instability has also been investigated [4, 6, 5]. However, these studies mainly consider dipoles perturbed at the zigzag wavelength U/N , and do not investigate the growth of smaller vertical scale perturbations. Growth in such small-scale perturbations has been reported in nonlinear simulations [4]. In this work we investigate the linear stability of the dipole at these small vertical scales.

The buoyancy scale is an important length scale in stratified turbulence. It is the vertical scale at which the vertical Froude number is $O(1)$ [21], and it naturally emerges as the thickness of layers in stratified turbulence [21, 2]. There is a direct transfer of energy, believed to be due to Kelvin-Helmholtz instability [18, 7], from large horizontal scales into the buoyancy scale in stratified turbulence [18] and in the breakdown of the zigzag instability [7]. This breakdown generates small-scale turbulence which ultimately fills the spectrum at scales below the buoyancy scale. But it is possible that primary instabilities of the large-scale vortex may also directly excite vertical scales below the buoyancy scale. We investigate this possibility here.

In this paper we extend the linear stability analysis of the zigzag instability [17] by investigating short, sub-buoyancy scale vertical wavelength perturbations of the Lamb-Chaplygin dipole in a stratified flow. The Lamb-Chaplygin dipole, an exact 2D solution to the Euler equations, is a good approximation to columnar counter-rotating dipole generated in lab experiments [16]. Additionally, the instabilities of the Lamb-Chaplygin dipole have been studied in both the unstratified [22, 23] and the stratified case [17], so it provides a popular model to investigate vortex instabilities.

The work is presented as follows: in section 2 we present the numerical scheme and methodology, in section 3 we discuss the results of the numerical simulations and investigate some properties of the small-scale instability. Conclusions are discussed in the last section.

2. Formulation

2.1. Equations and Initial Conditions

We consider the non-dimensional Boussinesq approximation to the Navier-Stokes equations in Cartesian co-ordinates

$$\frac{D\mathbf{u}}{Dt} = -\nabla p - \rho' \hat{\mathbf{e}}_z + \frac{1}{Re} \nabla^2 \mathbf{u}, \quad (1)$$

$$\nabla \cdot \mathbf{u} = 0, \quad (2)$$

$$\frac{D\rho'}{Dt} - \frac{w}{F_h^2} = \frac{1}{ReSc} \nabla^2 \rho', \quad (3)$$

where $D/Dt = \partial/\partial t + \mathbf{u} \cdot \nabla$, $\mathbf{u} = (u, v, w)$ is the velocity, p is the pressure, and ρ' is the density perturbation. We have non-dimensionalised by the characteristic velocity U , length R , time-scale R/U , pressure $\rho_0 U^2$, density

$\rho_0 U^2 / gR$, and defined $Sc = \nu / D$ as the Schmidt number, where D is the mass diffusivity, ρ_0 is the background density, and g is the gravitational acceleration. The Reynolds and horizontal Froude number are defined as above. The buoyancy frequency N , and hence the Froude number F_h , is assumed to be constant.

As the basic state for linear stability analysis we use the Lamb-Chaplygin dipole in a comoving frame [24]. This dipole is a solution to the 2D inviscid Euler equations. This basic state is motivated by laboratory experiments [16, 25] which demonstrated that a vertically oriented Lamb-Chaplygin dipole is a good approximation to the vortex generated by two flaps closing in a tank of salt-stratified water. The dipole, in cylindrical coordinates, is given by the stream function

$$\psi_0(r, \theta) = \begin{cases} -\frac{2}{\mu_1 J_0(\mu_1)} J_1(\mu_1 r) \sin \theta & r \leq 1, \\ -r \left(1 - \frac{1}{r^2}\right) \sin \theta & r > 1, \end{cases} \quad (4)$$

and the corresponding vertical vorticity $\omega_{z0} = \nabla_h^2 \psi_0$

$$\omega_{z0}(r, \theta) = \begin{cases} \mu_1^2 \psi_0(r, \theta) & r \leq 1, \\ 0 & r > 1, \end{cases} \quad (5)$$

where J_0, J_1 are the zero and first order Bessel functions, $\mu_1 \approx 3.38317$ is the first root of J_1 , and ∇_h is the horizontal Laplacian. The basic state velocity is purely horizontal and is given by $\mathbf{u}_{h0} = \nabla_h \psi_0 \times \hat{\mathbf{e}}_z$.

We now write the fields as the basic state plus perturbations, denoted by \sim . Ignoring the viscous diffusion of the basic state [26] and neglecting products of the perturbations, we obtain the following set of linear equations for the perturbations

$$\frac{\partial \tilde{\mathbf{u}}}{\partial t} + \omega_{z0} \hat{\mathbf{e}}_z \times \tilde{\mathbf{u}} + \tilde{\boldsymbol{\omega}} \times \mathbf{u}_{h0} = -\nabla(\tilde{p} + \mathbf{u}_{h0} \cdot \tilde{\mathbf{u}}) - \tilde{\rho}' \hat{\mathbf{e}}_z + \frac{1}{Re} \nabla^2 \tilde{\mathbf{u}}, \quad (6)$$

$$\nabla \cdot \tilde{\mathbf{u}} = 0, \quad (7)$$

$$\frac{\partial \tilde{\rho}'}{\partial t} + \mathbf{u}_{h0} \cdot \nabla_h \tilde{\rho}' - \frac{1}{F_h^2} \tilde{w} = \frac{1}{ScRe} \nabla^2 \tilde{\rho}', \quad (8)$$

where $\tilde{\boldsymbol{\omega}} = \nabla \times \tilde{\mathbf{u}}$.

As stated above, the Lamb-Chaplygin dipole is oriented vertically. As a result we can separate the perturbation into the vertical and horizontal directions as

$$[\tilde{\mathbf{u}}, \tilde{p}, \tilde{\rho}'](x, y, z, t) = [\mathbf{u}, p, \rho'](x, y, t)e^{ik_z z} + \text{c.c.}, \quad (9)$$

where c.c. is the complex conjugate. From here we can now take the 2D Fourier transform and define a projection operator $\mathbf{P}(\mathbf{k})$, with components $P_{ij}(\mathbf{k}) = \delta_{ij} - k_i k_j / k^2$ to eliminate pressure (e.g. Lesieur [27]) to obtain a set of equations for the Fourier coefficients

$$\frac{\partial \hat{\mathbf{u}}}{\partial t} = \mathbf{P}(\mathbf{k})[\widehat{\mathbf{u} \times \omega_{z0} \hat{\mathbf{e}}_z} + \widehat{\mathbf{u}_{h0} \times \boldsymbol{\omega}} - \hat{\rho}' \hat{\mathbf{e}}_z] - \frac{k^2}{Re} \hat{\mathbf{u}}, \quad (10)$$

$$\frac{\partial \hat{\rho}'}{\partial t} = -i \mathbf{k}_h \cdot \widehat{\mathbf{u}_{h0} \rho'} + \frac{1}{F_h^2} \hat{w} - \frac{k^2}{ScRe} \hat{\rho}', \quad (11)$$

where k_z, Re, Sc, F_h are input parameters, $\mathbf{k}_h = (k_x, k_y)$ is the horizontal wavenumber, $k^2 = k_x^2 + k_y^2 + k_z^2$ is the total wavenumber, and hat denotes Fourier coefficients.

2.2. Numerical Scheme

To numerically solve (10) and (11), we use a spectral transform method to evaluate derivatives, with 2/3-rule de-aliasing and second order Adams-Bashforth for time-stepping. The viscous and diffusive terms are treated exactly with an integrating factor technique. Each simulation was initialised with a random density and velocity field and integrated over an $N \times N$ grid for 100 time units to determine the behaviour of the fastest growing mode. After several time units, the leading eigenmodes for \mathbf{u}, ρ behave exponentially

$$\mathbf{u}, \rho \propto C(x, y)e^{\sigma t}, \quad (12)$$

and we can obtain the largest growth rate by the formula

$$\sigma = \lim_{t \rightarrow \infty} \frac{1}{2} \frac{d \ln E}{dt}, \quad (13)$$

where σ is the real growth rate of the mode and E is the kinetic energy $\frac{1}{2}(u^2 + v^2 + w^2)$ (e.g. Billant and Chomaz [17]). To evaluate σ , we compute the average value of the growth rate beginning at $t = 20$, after the initial

transient behaviour has died out and the leading mode dominates, from the time series of σ produced by (13) until the end time $t = 100$. In the case of an oscillatory growth rate, as considered in [22], we drop the assumption that σ is real and instead compute the growth rate from

$$\sigma_r = \lim_{t \rightarrow \infty} \frac{1}{2T} \ln \left(\frac{E(t+T)}{E(t)} \right), \quad (14)$$

where T is the period of the oscillatory mode. The imaginary growth rate is given as $\sigma_i = 2\pi/T$. As above, we compute σ_r from the time series beginning at $t = 20$, however we first measure the period T from roughly 10 oscillations, and then compute the average.

For our simulations a grid size of $L = 9$ with $n = 512$ points was used with timestep $\Delta t = 0.000950$ for $F_h = 0.2$, $Re = 2000, 5000, 10000$ and $\Delta t = 0.000375$ for all the other simulations. Smaller domain sizes as low as $L = 5$ have been used in other simulations [7] and we have confirmed the robustness of our results using higher resolution in a smaller box. For example with $Re = 10000$ and $F_h = 0.2$ going from $L = 9.0$ to $L = 5.0$ with $n = 512$, the maximum short-wave growth rate σ changed 0.25%.

Unlike Billant and Chomaz [17] we did not restart each simulation with the previous eigenmode because we used a parallel approach for evaluating multiple k_z simultaneously. We investigate a range of Froude and Reynolds numbers and a wide range of k_z from 1 to 200 depending on the Froude and Reynolds number. This wavenumber range incorporates the scale of the zigzag instability down to the viscous damping scale. We take $Sc = 1$ for all simulations.

To investigate even higher Reynolds numbers, we use a hyperviscosity operator. The $\nu \nabla^2$ diffusion term is replaced with a $\nu_4 \nabla^4$ diffusion term. The ν_4 coefficient is chosen so that $\nu k_{max}^2 = \nu_4 k_{max}^4$, where k is the maximum dealiased horizontal wave number. This allows us to define the hyperviscosity Reynolds number $Re_h = Re k_{max}^2$. The hyperviscosity simulation was run with $F_h = 0.1$ and $Re = 20000$ with the same numerical parameters as the regular viscosity simulation.

3. Results

3.1. Growth Rate

Fig. 1 shows the largest eigenmode growth rate as a function of vertical wavenumber for fixed F_h and Re . Following Billant and Chomaz [17], the

scaled vertical wavenumber $k_z F_h$ is employed. The qualitative behaviour for the growth rates at different Reynolds numbers are very similar to one another. At small k_z , the growth rate reaches a local maximum, the zigzag peak, located at $k_z F_h \approx 0.6$ as predicted by Billant and Chomaz [17]. The growth rate then decreases for increasing k_z to a local minimum before increasing to a second local maximum. Continuing to even smaller vertical scales, viscous effects increase and may damp out the instability, and hence the growth rate decays with increasing $k_z F_h$ in the limit of large $k_z F_h$. Oscillatory growth rates are observed for the smallest $k_z F_h$ as observed in [22]. The imaginary part of the growth rate σ_i remains zero everywhere else except in a small region surrounding the local minimum between the zigzag and short-wave peaks. This oscillatory behaviour is not considered here.

For $F_h = 0.2$ (Fig. 1a), the peak growth rate of the short-wave instability exceeds that of the zigzag instability for increasing Reynolds numbers. The growth rates at the second peak is smaller for $F_h = 0.1$ (Fig. 1b), but they continue to increase with increasing Re . For $F_h = 0.05$ (Fig. 1c), the second peak is weaker than the zigzag peak. Fig. 2 shows the growth rate for fixed Reynolds numbers with varying Froude numbers. Examining the case of $Re = 20000$ (Fig. 2a), the second peak increases with increasing Froude. A similar result is observed for $Re = 10000$ and 5000 (Fig. 2b-c). $Re = 2000$ is not included because viscous effects have damped out the second peak in this case. Overall, the dependence of the short-wave growth rate on Froude is also more pronounced than that of Reynolds. For example, the growth rate of the second peak at fixed $Re = 20000$ (Fig. 2a) doubles from $F_h = 0.05$ to $F_h = 0.2$. By contrast, at fixed $F_h = 0.2$ (Fig. 1a), the increase in the growth rate from $Re = 5000$ to $Re = 20000$ is only about 25% larger.

The above analysis demonstrates that the short-wave growth-rate peak moves to larger $k_z F_h$ with increasing F_h and increasing Re , but has a stronger dependence on Froude than Reynolds. Some of this joint dependence can be explained by examining the dependence on the buoyancy Reynolds number $Re_b = F_h^2 Re$ [1, 28, 29]. In stratified turbulence, the buoyancy Reynolds number is analogous to the Reynolds number in the viscous term due to the vertical gradients [29]. In Fig. 3 the location of the second peak from Fig. 1 is plotted as a function of the buoyancy Reynolds number. The peak location line is approximately linear and can be fitted with the curve $k_z F_h = Re_b^{2/5}$, which is plotted. This scaling implies that the vertical wavenumber, k_z , of

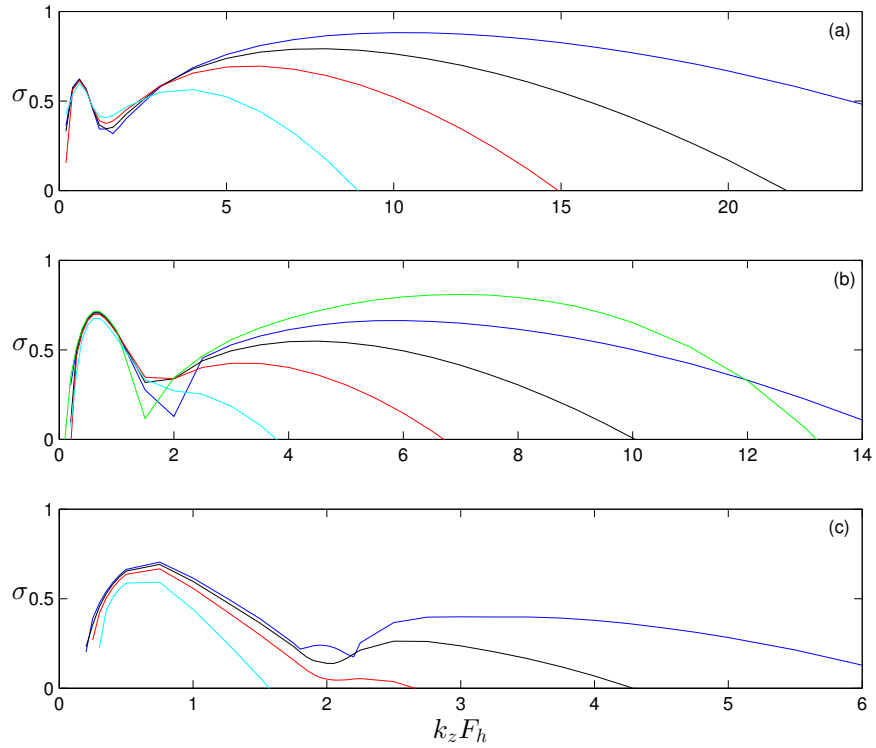


Figure 1: Growth rate σ as a function of $k_z F_h$ for fixed $F_h =$ (a) 0.2, (b) 0.1, (c) 0.05 with $Re = 2000$ (cyan), $Re = 5000$ (red), $Re = 10000$ (black), $Re = 20000$ (blue). In panel (b) the green line is the hyperviscosity case with $Re = 20000$.

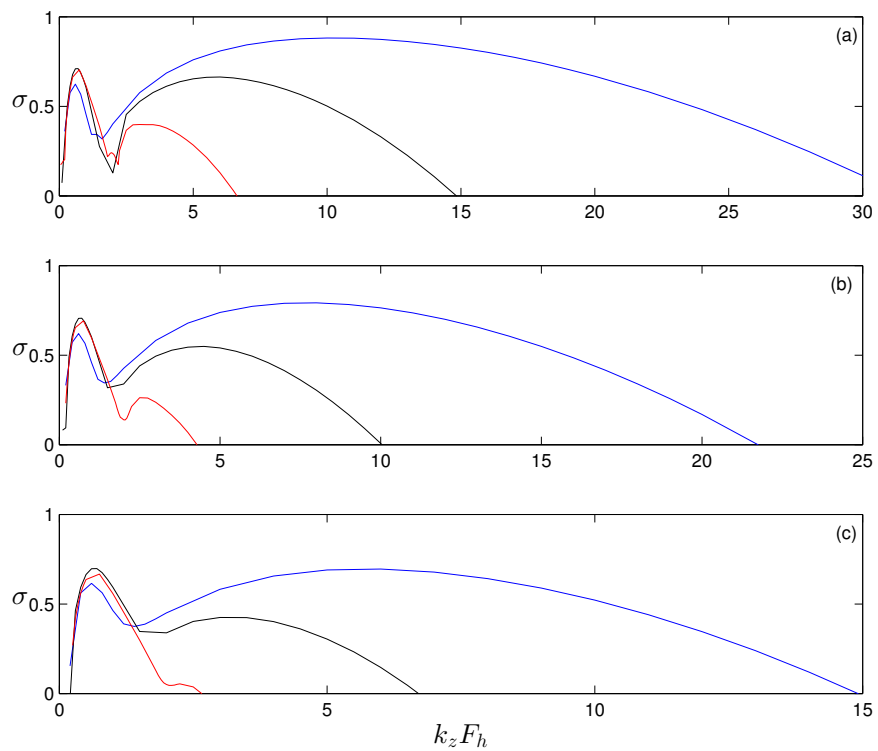


Figure 2: Growth rate σ as a function of $k_z F_h$ for fixed $Re = (a)20000, (b)10000, (c)5000$ with $F_h = 0.05$ (red), $F_h = 0.1$ (black), $F_h = 0.2$ (blue).

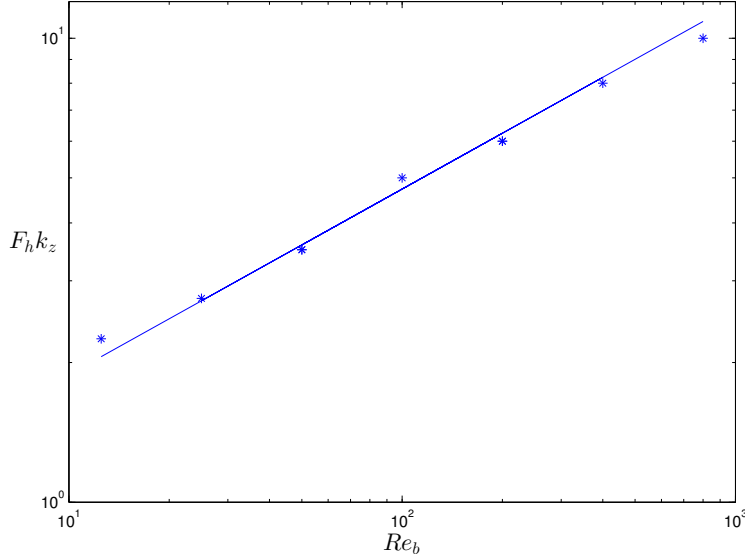


Figure 3: The location of the second peak as a function of the buoyancy Reynolds number Re_b . $k_z F_h$ is taken from Fig. 1. The straight line is $Re_b^{2/5}$.

the short-wave instability is approximately

$$k_z \sim F_h^{-1/5} Re^{2/5}. \quad (15)$$

The dependence of the growth rate on $k_z F_h$ appears to be similar in the cases with different F_h and Re but the same Re_b . Fig. 4 demonstrates the similarity of the growth rate plotted against $k_z F_h$ for two cases with $Re_b = 500$ and two cases with $Re_b = 50$. For both cases, the locations of the zigzag and second peak line up quite well. The difference between the red and blue curves at the second peak is 4% for $Re_b = 200$ and 6% for $Re_b = 50$, a reasonable variation.

In Fig. 1 (b) the green curve corresponds to a hyperviscosity run with $Re = 20000$, which has $Re_h = 2.8 \times 10^8$. The motivation for using hyperviscosity is to capture higher-Reynolds number regime by restricting dissipation to only the largest wavenumbers. As the hyperviscosity run demonstrates, the zigzag peak is independent of Reynolds number and the existence of the peak would be expected at higher Reynolds numbers. For the second peak, we note that the growth rate of the hyperviscosity run exceeds that

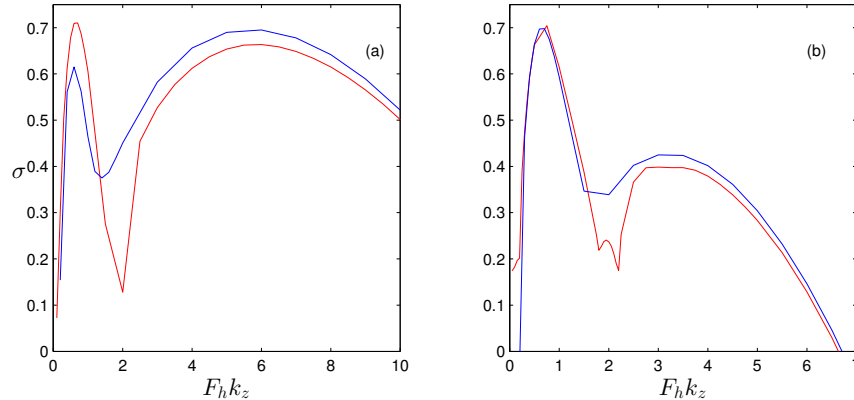


Figure 4: Growth rate σ as a function of $F_h k_z$ for fixed Re_b . In (a), red is $Re = 20000, F_h = 0.1$ and blue is $Re = 5000, F_h = 0.2$, both corresponding to $Re_b = 500$; in (b) red is $Re = 20000, F_h = 0.05$ and blue is $Re = 5000, F_h = 0.1$, both corresponding to $Re_b = 50$.

of $Re = 20000$ for $k_z F_h > 3$ and reaches a maximum around $k_z F_h = 7$. The maximum growth rate in the hyperviscosity case is around 25% larger than the regular viscosity case with $Re = 20000$. At $k_z F_h = 12$ we see the hyperviscosity and non-hyperviscosity curves cross. This intersection corresponds to the horizontal wavenumber at which the hyperviscosity damping rate equals the regular viscous damping rate for $Re = 20000$. For k_z greater than this maximum, the hyperviscosity operator experiences greater damping than the regular viscosity, which can be seen by the sudden drop off of the growth rate. This simulation presents evidence that as $Re \rightarrow \infty$, the growth rate of the second peak will be the same order as, or larger than, the growth rate of the zigzag instability.

3.2. Structure

Fig. 5 shows the spatial structure of the perturbation vertical vorticity at the second peak for different Re and F_h . Qualitatively, we observe greater variation for different Froude numbers versus different Reynolds number as suggested above. At the largest Froude number, the perturbation vorticity is organised in thin strips around and inside the dipole core between the two vortices. Panels (b),(e),(h) have $F_h = 0.1$ and have a similar overall structure to the larger Froude number. Here, in the cores of the vortices, there is an emergence of a swirl-like pattern. At lower Reynolds number, the structure

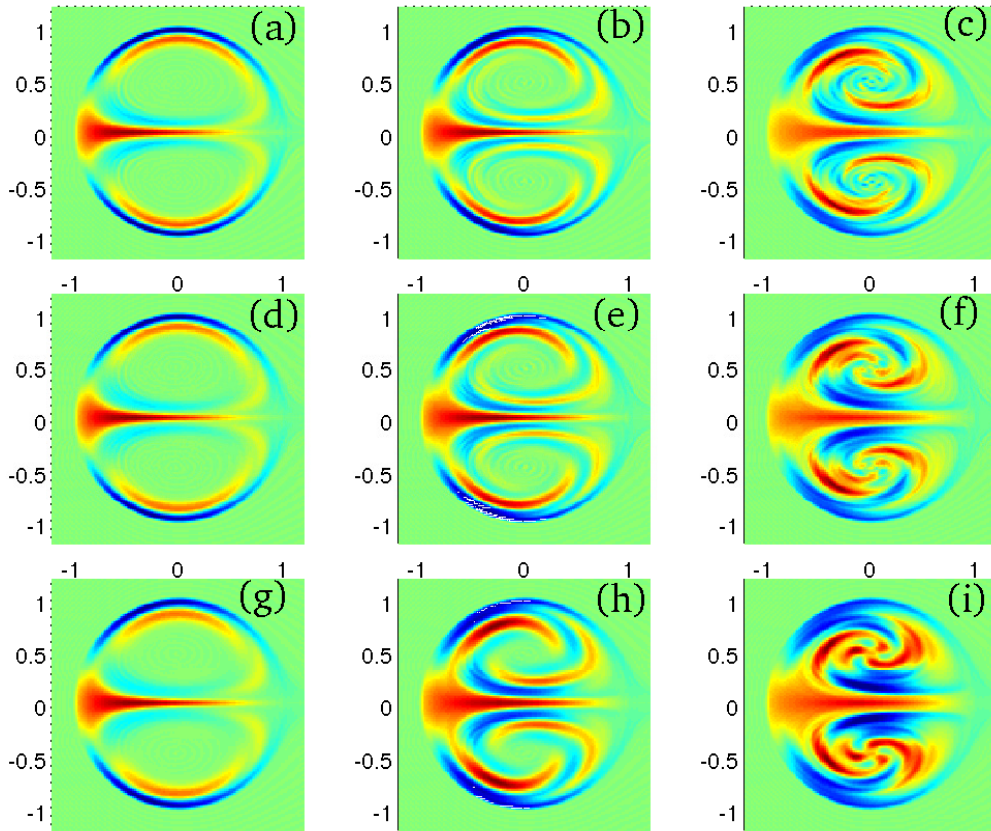


Figure 5: Perturbation vertical vorticity ω_z at second peak for $Re = 20000$ (top), 10000 (middle), 5000 (bottom); and $F_h = 0.2$ (left), 0.1 (middle), 0.05 (right). The wavenumbers shown are, from top to bottom, left to right, $k_z = 70, 60, 50, 55, 50, 40, 45, 35, 30$.

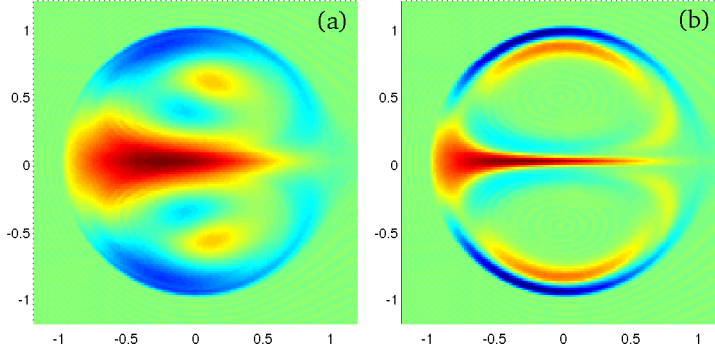


Figure 6: Perturbed vertical vorticity ω_z at (a) the zigzag peak (b) the second peak for $Re = 5000, F_h = 0.2$

is spread out due to diffusion, while at higher Reynolds number, small-scale structure is beginning to emerge. This trend continues overall as we move to lower Froude numbers.

Examining panels (g)-(i) (fixed Re and decreasing F_h), the core of the dipoles has a twisting-like behaviour as the Froude number decreases. From this we can conclude that the instability structure of the second peak depends more on the Froude number than on the Reynolds number, which again reinforces the buoyancy Reynolds number scaling. Indeed, if we consider the cases with $Re_b = 50$ and 200 as above, which correspond to Fig. 5 (b),(g) and (c),(h) respectively, we can see similar structure in the vorticity fields. Additionally, the anti-symmetric structure of the perturbation can be observed in the dominant eigenmodes in all cases, as found by [22, 17].

Fig. 6 shows the perturbation structure for the zigzag peak (a) and the short-wave peak (b) for the case of $Re = 5000, F_h = 0.2$. This case was chosen because the growth rates of the two wavenumbers is roughly the same (see Fig 1 a). The zigzag instability exhibits a quadrupole vorticity structure as discussed in [17], which corresponds to a bend and a twist of the basic state dipole. The short-wave instability shares some common overall structure with the zigzag instability. Both have a line of vorticity centred in between two Lamb-Chaplygin vortices and have a ring of negative vorticity around the outer edges of the dipoles. Additionally, the number of local maximum and minimum remains the same. However, in the short-wave instability, these bands of vorticity have been squeezed into thinner strips and are much more

localised along the outer edges of the vortices. In the cores of the dipoles, there is almost no structure and we do not see a quadropole moment. The full vorticity field of the short-wave instability has a much more dominant twist than the zigzag instability and the bending of the dipole is reduced. As the stratification is increased, this behaviour continues but there is a significant emergence of structure within the cores of the vortices, as observed in Fig 5.

3.3. Scale Analysis

Motivated by the scale analysis of [30, 8, 21, 29], we present a scaling analysis for small vertical scales as considered in the above numerical simulations. We consider the Boussinesq equations

$$\frac{\partial \mathbf{u}'_h}{\partial t'} + \mathbf{u}'_h \cdot \nabla'_h \mathbf{u}'_h + u'_z \frac{\partial \mathbf{u}'_h}{\partial z'} = -\frac{1}{\rho_0} \nabla'_h p' + \nu \nabla'^2 \mathbf{u}_h, \quad (16)$$

$$\frac{\partial u'_z}{\partial t'} + \mathbf{u}'_h \cdot \nabla'_h u'_z + u'_z \frac{\partial u'_z}{\partial z'} = -\frac{1}{\rho_0} \frac{\partial p'}{\partial z'} - \frac{\rho' g}{\rho_0} + \nu \nabla'^2 u_z, \quad (17)$$

$$\nabla'_h \cdot \mathbf{u}'_h + \frac{\partial u'_z}{\partial z'} = 0, \quad (18)$$

$$\frac{\partial \rho'}{\partial t'} + \mathbf{u}'_h \cdot \nabla'_h \rho' + u'_z \frac{\partial \rho'}{\partial z'} + \frac{\partial \rho}{\partial z'} u'_z = D \nabla'^2 \rho', \quad (19)$$

where the primed notation denotes the dimensional variables in this section only.

Following [21] let U, W be the characteristic velocities in the horizontal and vertical directions, L_h, L_v be the corresponding characteristic length scales, P be the pressure, and R be density perturbation scales, not to be confused with the dipole radius R from above. We assume, differing from the analysis of [30, 21], that in addition to U, L_h being imposed on the system, we also impose a separate vertical scale L_v . This scaling is motivated by the above numerical simulations where we impose a vertical length scale through the vertical wavenumber k_z . The aspect ratio $\delta = L_v/L_h$ is assumed to be small, $\delta < 1$. We define the horizontal Froude number to be $F_h = U/NL_h$, which is also assumed to be small. Following the above numerical simulations, let $\delta < F_h$, which we can also write as $L_v < U/N$, i.e. vertical scales are assumed to be smaller than the buoyancy scale. We now define the advective time scale $T = L_h/U$. To determine the characteristic scale of W , we are left with two choices: imposing the scaling from the continuity equation or

from the density equation. Previous work [21] chose the latter and obtained a characteristic velocity

$$W \lesssim \frac{RF_h g}{\rho_0 N}. \quad (20)$$

By contrast, we use the continuity equation (18), which implies

$$W \lesssim \delta U. \quad (21)$$

This scaling for W is consistent with the assumption that $\delta < F_h$. Setting $W \sim U\delta$, the horizontal momentum equation (16) gives $P \sim \rho_0 U^2$. Using (21), the vertical momentum equation (17) gives a density scaling of $R \sim \rho_0 U^2 / (gL_v)$. Substituting this result into (20), we obtain $W \lesssim UF_h^2 / \delta$. Because $\delta < F_h$, we have $U\delta < UF_h^2 / \delta$ so our assumptions are consistent. Combining this all, we obtain the following scaling for the Boussinesq equations with $L_v < U/N$:

$$\begin{aligned} \mathbf{u}'_h &= U\mathbf{u}_h, & u'_z &= U\delta u_z, & \rho' &= \frac{U^2 \rho_0}{gL_v} \rho, & p' &= \rho_0 U^2 p, \\ \mathbf{x} &= L_h \mathbf{x}, & z' &= L_v z, & t' &= \frac{L_h}{U} t, & Re &= \frac{UL_h}{\nu}, & Sc &= \frac{\nu}{D} \end{aligned} \quad (22)$$

which leads to

$$\frac{\partial \mathbf{u}_h}{\partial t} + \mathbf{u}_h \cdot \nabla_h \mathbf{u}_h + u_z \frac{\partial \mathbf{u}_h}{\partial z} = -\nabla_h p + \frac{1}{Re} \nabla_h^2 \mathbf{u}_h + \frac{1}{\delta^2 Re} \frac{\partial^2 \mathbf{u}_h}{\partial z^2}, \quad (23)$$

$$\delta^2 \left(\frac{\partial u_z}{\partial t} + \mathbf{u}_h \cdot \nabla_h u_z + u_z \frac{\partial u_z}{\partial z} \right) = -\frac{\partial p}{\partial z} - \rho' + \frac{\delta^2}{Re} \nabla_h^2 u_z + \frac{1}{Re} \frac{\partial^2 u_z}{\partial z^2}, \quad (24)$$

$$\nabla_h \cdot \mathbf{u}_h + \frac{\partial u_z}{\partial z} = 0, \quad (25)$$

$$\frac{\partial \rho'}{\partial t} + \mathbf{u}_h \cdot \nabla_h \rho' + u_z \frac{\partial \rho'}{\partial z} - \frac{\delta^2}{F_h^2} u_z = \frac{1}{ReSc} \nabla_h^2 \rho' + \frac{1}{\delta^2 ReSc} \frac{\partial^2 \rho'}{\partial z^2}, \quad (26)$$

which holds when $\delta < F_h \ll 1$. This suggests that for very small vertical scales with $\delta \ll F_h$ the dependence on F_h should be negligible, though the system is still affected by stratification through the hydrostatic balance in (24). Additionally, the presence of the factors of δ in the denominator of the vertical viscous terms suggests that the effects of viscosity become more dominant at very small vertical scales.

As a result of this scaling analysis we expect that the nature of the instability at short vertical scales to become independent of F_h for large k_z . To test this hypothesis Fig. 7 shows growth rate as a function of k_z for four sets of simulation with $Re = 10000$: $F_h = 0.2, 0.1, 0.05$ and a new unstratified case with $F_h = \infty$ (note that, unlike in Fig. 2, we are not scaling k_z by F_h). The growth rate curves appear to be converging for large k_z where $\delta \ll F_h$, which agrees with the conclusion of the above scaling analysis. These large k_z are well into the viscous damping range and as discussed above, the effects of viscosity become stronger and we observe a sharper decrease in the growth rate.

In Fig. 3, the wavenumber of maximum short-wave growth rate was found to scale like $F_h^{-1/5} Re^{2/5}$. On the other hand, the scale analysis above implies that dynamics with $\delta \ll F_h$ should be independent of F_h . There are two possible explanations for this discrepancy. For the short-wave instability examined above, $\delta/F_h = 1/(k_z F_h)$ ranges from ≈ 0.5 down to 0.1 , which is < 1 but not $\ll 1$. Finite F_h effects may account for the weak $F_h^{1/5}$ dependence of the most unstable wavelength implied by (15). In addition, for $\delta \ll 1$ and $Re \gg 1$, the F_h - and Re -dependence of the instability is the result of competition between destabilizing and stabilizing terms of size δ^2/F_h^2 and $1/(\delta^2 Re)$ in Eqs. (23-26), respectively. It is possible that the most unstable wavelength may always exhibit some F_h dependence as a result of this competition. It would be interesting to explore higher $k_z F_h$, which would require even larger Re , to see if the weak F_h dependence of the short-wave growth rate persists or is eventually lost.

4. Conclusions

In this paper, we have investigated the linear stability of the Lamb-Chaplygin dipole for perturbations with small vertical scales. In particular, we have considered vertical scales from around the buoyancy scale U/N , where the zigzag instability occurs [17, 21, 2, 18], down to the dissipation scale. We have discovered a short-wave instability that emerges at scales much smaller than the buoyancy scale. This instability exhibits a growth rate that is comparable to, and possibly even greater than, that of the zigzag instability. Despite having a similar growth rate in some cases, the structure of the instability is qualitatively different that of the zigzag peak suggesting a different mechanism is governing the evolution. We have discovered that the location of the peak depends upon a combination of the Reynolds and

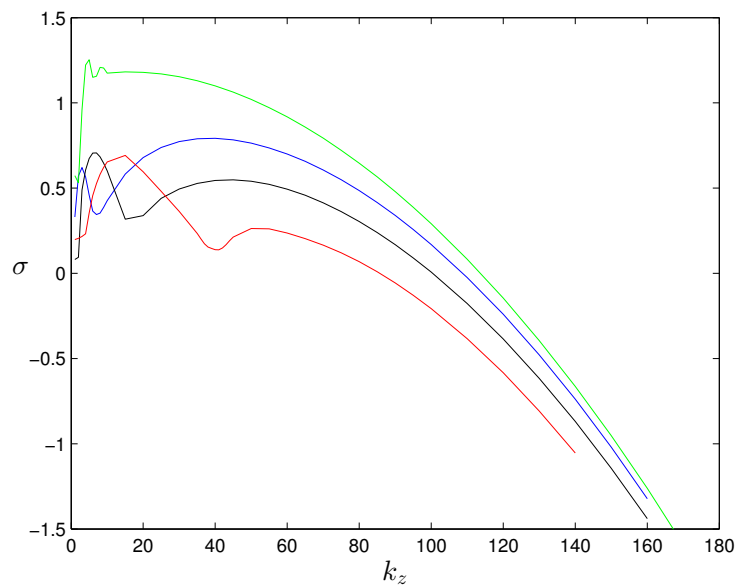


Figure 7: Growth rate σ as a function k_z at $Re = 10000$ with $F_h = \infty$ (green), $F_h = 0.2$ (blue), $F_h = 0.1$ (black), $F_h = 0.05$ (red)

Froude numbers, specifically the buoyancy Reynolds number Re_b which plays an important role in stratified fluids. The wavenumber of maximum growth rate for the short-wave instability is found to scale like $F_h k_z \sim Re_b^{2/5}$ for the range of Re_b considered here. We expect this may change at even larger Re_b . By contrast, the maximum growth rate of the zigzag instability occurs for $F_h k_z \sim 1$ [31]. As a result, these instabilities will be widely separated when $Re_b \gg 1$, as in the case of strongly stratified turbulence [29].

In this study, we only considered the Lamb-Chaplygin dipole. However, we expect this short-wave instability to also occur in other types of vortices. Indeed, we have verified the existence of the short-wave instability in a pair of oppositely-signed Gaussian vortices (not shown) with parameters chosen to match the initial vorticity distribution of the Lamb-Chaplygin dipole. Further study of the short-wave instability in other dipoles and vortical flows is required. This new instability has implications for numerical modelling of small scales in stratified turbulence as it provides an additional mechanism for the transfer of energy to small vertical scales. In nature, perturbations are broad-band and so short vertical scales will be excited. Our results show that such short scales may grow, at least initially, as fast as the zigzag instability.

An important extension to this work is to investigate the nonlinear evolution of the short-wave instability. Ngan et al. [32] have shown that in the cases of unstratified quasi-two-dimensional turbulence, the growth of instabilities saturates to a level dictated by the aspect ratio δ , suggesting that instabilities with short vertical wavelengths will have small saturation levels. This finding is supported by direct numerical simulations, which shows short-wave instabilities of the Lamb-Chaplygin dipole saturating at levels much lower than the zigzag instability [4]. More recent nonlinear simulations [33] suggests that in the case of stratified nonlinear evolution the short-wave instability saturates at a kinetic energy level that scales like $\delta^{3/2}$ which demonstrates that for small aspect ratios, the short-wave instability saturates at a very low level.

Acknowledgments

Financial support for this work was provided by the Natural Sciences and Engineering Research Council of Canada. Computations were made possible by the facilities of the Shared Hierarchical Academic Research Computing

Network (SHARCNET) and Compute/Calcul Canada. We thank the anonymous reviewers for their comments to improve this manuscript.

References

- [1] J. J. Riley, S. M. de Bruyn Kops, Dynamics of turbulence strongly influenced by buoyancy, *Phys. Fluids* 15 (7) (2003) 2047–2059.
- [2] M. L. Waite, P. Bartello, Stratified turbulence dominated by vortical motion, *J. Fluid Mech* 517 (2004) 281–301.
- [3] J. J. Riley, E. Lindborg, Recent progress in stratified turbulence, in: K. S. P. Davidson, Y. Kaneda (Ed.), *Ten Chapters in Turbulence*, Cambridge University Press, 2013.
- [4] M. L. Waite, P. K. Smolarkiewicz, Instability and breakdown of a vertical vortex pair in a strongly stratified fluid, *J. Fluid Mech.* 606 (2008) 239–273.
- [5] A. Deloncle, P. Billant, J.-M. Chomaz, Nonlinear evolution of the zigzag instability in stratified fluids: a shortcut on the route to dissipation, *J. Fluid Mech* 660 (2008) 229–238.
- [6] P. Augier, P. Billant, Onset of secondary instabilities on the zigzag instability in stratified fluids, *J. Fluid Mech* 682 (2011) 120–131.
- [7] P. Augier, J.-M. Chomaz, P. Billant, Spectral analysis of the transition to turbulence from a dipole in stratified fluid, *J. Fluid. Mech* 713 (2012) 86–108.
- [8] J. J. Riley, M. P. Lelong, Fluid motions in the presence of strong stable stratification, *Annu. Rev. Fluid Mech.* 32 (2000) 613–657.
- [9] E. Lindborg, The energy cascade in a strongly stratified fluid, *J. Fluid Mech* 550 (2006) 207–242.
- [10] S. C. Crow, Stability theory for a pair of trailing vortices, *AIAA J.* 8 (1970) 2172.
- [11] S. E. Widnall, D. B. Bliss, C. Y. Tsai, The instability of short waves on a vortex ring, *J. Fluid Mech* 66 (1974) 35.

- [12] T. Leweke, C. Williamson, Long-wavelength instability and reconnection of a vortex pair, in: E. Krause, K. Gersten (Eds.), IUTAM Symposium on Dynamics of Slender Vortices, Vol. 44 of Fluid Mechanics and Its Applications, Springer Netherlands, 1998, pp. 225–234.
- [13] R. T. Pierrehumbert, Universal short-wave instability of two-dimensional eddies in an inviscid fluid, *Phys. Rev. Lett* 57 (17) (1986) 2157–2159.
- [14] B. J. Bailey, Three-dimensional instability of elliptical flow, *Phys. Rev. Lett.* 57 (1986) 2160.
- [15] F. Waleffe, On the three-dimensional instability of strained vortices, *Phys. Fluids A* 3 (1990) 76.
- [16] P. Billant, J.-M. Chomaz, Experimental evidence for a new instability of a vertical columnar vortex pair in a strongly stratified fluid, *J. Fluid Mech* 418 (2000) 167–188.
- [17] P. Billant, J.-M. Chomaz, Three-dimensional stability of a vertical columnar vortex pair in a stratified fluid, *J. Fluid Mech* 419 (2000) 65–91.
- [18] M. L. Waite, Stratified turbulence at the buoyancy scale, *Phys. Fluids* 23 (2012) 23–35.
- [19] P. Otheguy, P. Billant, J.-M. Chomaz, Elliptic and zigzag instabilities on co-rotating vertical vortices in a stratified fluid, *J. Fluid Mech* 553 (2006) 253–272.
- [20] A. Deloncle, P. Billant, J.-M. Chomaz, Three-dimensional stability of vortex arrays in a stratified and rotating fluid, *J. Fluid Mech* 678 (2011) 482–510.
- [21] P. Billant, J.-M. Chomaz, Self-similarity of strongly stratified inviscid flows, *Phys. Fluids* 13 (6) (2001) 1645–1651.
- [22] P. Billant, P. Brancher, J.-M. Chomaz, Three-dimensional stability of a vortex pair, *Phys. Fluids* 11 (1999) 2069–2077.

- [23] V. Brion, D. Sipp, L. Jacquin, Linear dynamics of the Lamb-Chaplygin dipole in the two-dimensional limit, *Physics of Fluids* 26 (6) (2014) 064103.
- [24] V. V. Meleshko, G. J. F. van Heijst, On Chaplygin's investigations of two-dimensional vortex structures in an inviscid fluid, *J. Fluid Mech* 272 (1994) 157–182.
- [25] T. Leweke, C. H. K. Williamson, Cooperative elliptic instability of a vortex pair, *J. Fluid Mech* 360 (1998) 85–119.
- [26] P. Drazin, W. Reid, *Hydrodynamic Instability*, Cambridge University Press, 2004.
- [27] M. Lesieur, *Turbulence in Fluids, Fluid Mechanics and Its Applications Series*, Springer Science+Business Media B.V., 2008.
- [28] D. A. Herbert, S. M. de Bruyn Kops, Predicting turbulence in flows with strong stable stratification, *Phys. Fluids* 18 (2006) 18–28.
- [29] G. Brethouwer, P. Billant, E. Lindborg, J.-M. Chomaz, Scaling analysis and simulations of strongly stratified turbulent flows, *J. Fluid Mech* 585 (2007) 343–368.
- [30] D. K. Lilly, Stratified turbulence and the mesoscale variability of the atmosphere, *J. Atmos. Sci* 40 (1983) 749.
- [31] P. Billant, J.-M. Chomaz, Theoretical analysis of the zigzag instability of a vertical columnar vortex pair in a strongly stratified fluid, *J. Fluid Mech* 419 (2000) 29–63.
- [32] K. Ngan, D. N. Straub, P. Bartello, Aspect ratio effects in quasi-two-dimensional turbulence, *Phys. Fluids* 17 (2005) 1–10.
- [33] L. Bovard, Short-wave vortex instabilities in stratified flow, Master's thesis, University of Waterloo (2013).